

Scaled data based on original data using
LM-79-08 Approved Method: Electrical and Photometric Measurements of Solid-
State Lighting Products

Test Report Prepared for
Cooper Lighting Solutions
(formerly Eaton)

Brand: McGRAW-EDISON

Report Number: P200307

Luminaire Tested: **GWC-AF-01-LED-E1-SL4-7050-600**

Issue Date: 3/3/2020

Test Information

Test Method: LM-79-08
Report Number: P200307
TEST IS SCALED FROM IESNA LM-79-08 TEST DATA (P24294)
Test Lab: INNOVATION CENTER P2
Issue Date: 3/3/2020
Manufacturer: COOPER LIGHTING SOLUTIONS (FORMERLY EATON)
Product Line: MCGRAW-EDISON
Catalog Number: GWC-AF-01-LED-E1-SL4-7050-600
Description: GALLEON WALL LUMINAIRE
(1) 70 CRI, 5000K, 615mA LIGHTSQUARE WITH 16 LEDS EACH AND TYPE IV SPILL
LIGHT ELIMINATOR OPTICS
Light Source: -
Ballast/Driver: ELECTRONIC DRIVER

Summary

Lumens per Lamp: N/A
Luminaire Lumens: 3980 lumens
Efficiency: N/A
Efficacy: 117.1 lumens/watt
Luminous Opening: Rectangular (W 0.5' x L: 0.5' x H: 0')
IES Classification: Type IV - Short - Semi-Cutoff
BUG Rating: B1 - U0 - G2

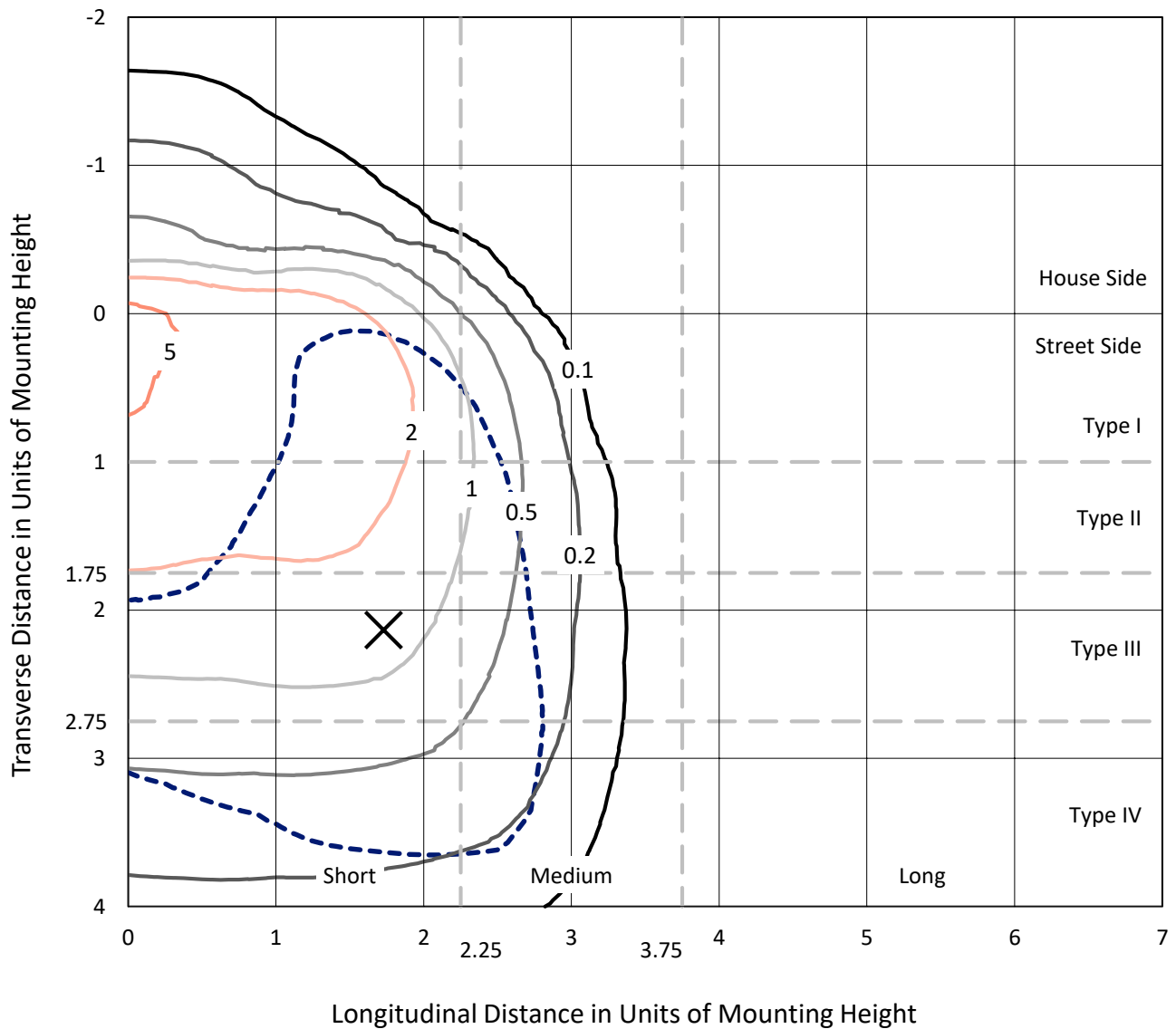
Input Watts (W): 34
Input Voltage (V): NR
Input Current (Ain): NR
Voltage Rise (V): NR
Power Factor: NR
Total Harmonic Distortion (THDi): NR
Frequency (hertz): 60
Stabilization Time: NR
Operation Time: NR
Ambient Temperature (°C): NR
Test Distance: 25 FT



REPORT NUMBER: P200307
 CATALOG NUMBER: GWC-AF-01-LED-E1-SL4-7050-600

Iso-Footcandle Lines of Horizontal Illumination

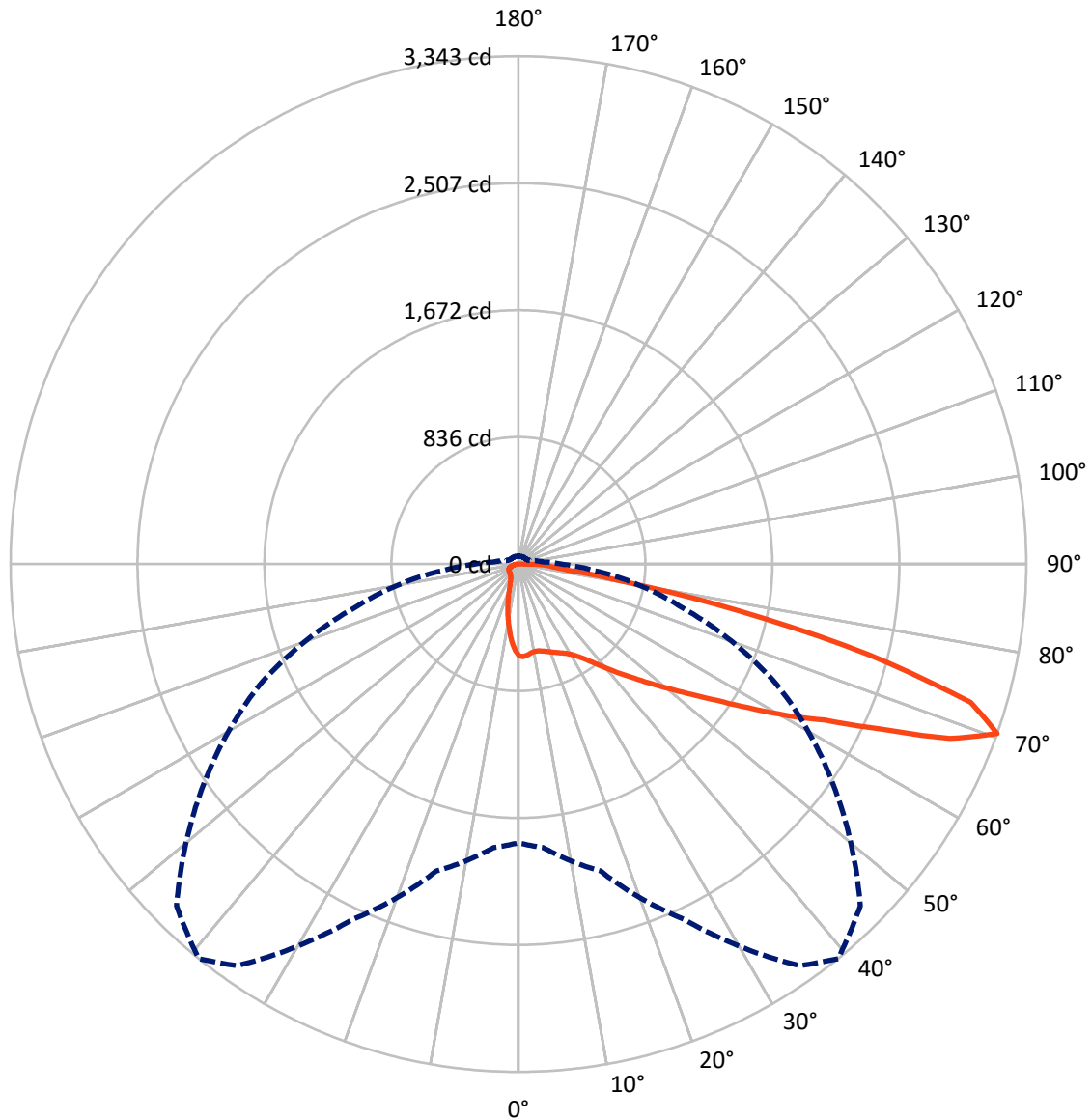
× Max cd
 - - - 1/2 Max cd



Based on 10 foot mounting height. Maximum calculated value = 6 fc
 Type IV - Short - Semi-Cutoff

REPORT NUMBER: P200307
CATALOG NUMBER: GWC-AF-01-LED-E1-SL4-7050-600

Luminous Intensity Polar Plot



— Vertical Plane Through 39-Deg Lateral - - - Horizontal Cone Through 70-Deg Vertical

REPORT NUMBER: P200307

CATALOG NUMBER: GWC-AF-01-LED-E1-SL4-7050-600

FLUX DISTRIBUTION:

		Downward	Upward	Total
House Side	Lumens	452.7	0.0	452.7
	% Fixture	11.4	0.0	11.4
Street Side	Lumens	3527.3	0.0	3527.3
	% Fixture	88.6	0.0	88.6
Total	Lumens	3980.0	0.0	3980.0
	% Fixture	100.0	0.0	100.0

ZONAL LUMENS:

Zone	Lumens	% Fixture
0°-10°	51.9	1.3
10°-20°	129.6	3.3
20°-30°	201.8	5.1
30°-40°	314.4	7.9
40°-50°	527.8	13.3
50°-60°	838.5	21.1
60°-70°	1118.4	28.1
70°-80°	675.4	17.0
80°-90°	122.2	3.1
90°-100°	0.0	0.0
100°-110°	0.0	0.0
110°-120°	0.0	0.0
120°-130°	0.0	0.0
130°-140°	0.0	0.0
140°-150°	0.0	0.0
150°-160°	0.0	0.0
160°-170°	0.0	0.0
170°-180°	0.0	0.0
0°-90°	3980.0	100.0
0°-180°	3980.0	100.0

Coefficient of Utilization



REPORT NUMBER: P200307

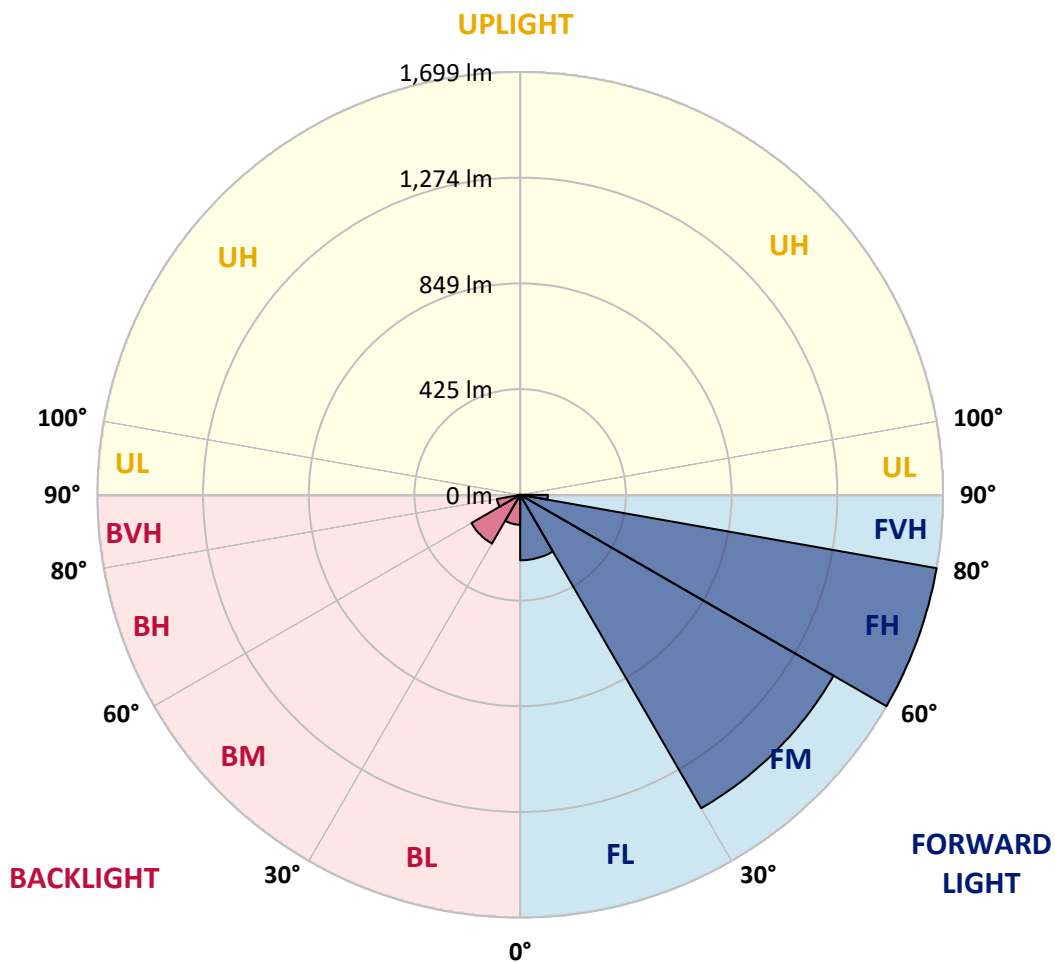
CATALOG NUMBER: GWC-AF-01-LED-E1-SL4-7050-600

LUMINAIRE CLASSIFICATION SYSTEM LUMEN TABLE AND BUG RATING:

Zone		Lumens	% Fixture	Zone Rating/Lumen Limit		
				B	U	G
FL	(0°-30°)	263.2	6.6			
FM	(30°-60°)	1454.1	36.5			
FH	(60°-80°)	1698.8	42.7			G1/1800
FVH	(80°-90°)	111.2	2.8			G2/225
BL	(0°-30°)	120.1	3.0	B1/500		
BM	(30°-60°)	226.5	5.7	B1/1000		
BH	(60°-80°)	95.0	2.4	B0/110		G0/110
BVH	(80°-90°)	11.0	0.3			G1/100
UL	(90°-100°)	0.0	0.0		U0/0	
UH	(100°-180°)	0.0	0.0		U0/0	

BUG Rating: B1-U0-G2

Type IV Short





REPORT NUMBER: P200307

CATALOG NUMBER: GWC-AF-01-LED-E1-SL4-7050-600

CANDELA DISTRIBUTION (FULL):

	0°	5°	15°	25°	35°	39°	45°	55°	65°	75°	85°
0°	604.2	604.2	604.2	604.2	604.2	604.2	604.2	604.2	604.2	604.2	604.2
2.5°	616.0	615.8	614.1	612.9	611.9	611.5	612.3	609.3	606.7	603.4	600.0
5°	611.3	611.1	608.5	606.0	603.6	602.8	602.6	597.1	593.9	589.0	582.6
7.5°	606.2	605.2	601.8	597.8	593.5	591.5	589.5	582.4	578.7	573.9	566.4
10°	601.0	599.8	596.5	592.5	588.4	585.4	582.0	575.1	571.2	567.6	558.9
12.5°	595.5	594.5	593.7	591.9	589.0	586.4	583.8	577.9	573.9	569.6	559.5
15°	594.7	594.3	596.1	597.3	595.7	594.1	591.3	586.2	582.0	577.7	564.6
17.5°	601.2	601.0	605.6	608.9	608.1	605.2	601.4	595.7	592.3	588.6	572.3
20°	615.4	616.4	622.0	626.3	622.2	618.2	611.9	604.0	602.2	600.6	580.1
22.5°	642.1	643.1	647.1	648.7	638.2	632.4	623.7	613.5	612.3	613.5	589.7
25°	683.8	682.7	682.1	676.1	656.8	647.7	636.6	626.1	626.7	632.2	603.0
27.5°	739.0	733.5	725.0	706.8	676.3	666.1	652.6	642.9	646.7	657.2	623.0
30°	796.3	790.2	770.6	740.8	701.8	690.6	675.5	664.5	674.6	691.2	649.8
32.5°	849.3	848.5	819.7	781.5	737.0	727.3	712.1	699.7	716.1	741.4	689.8
35°	907.1	909.0	874.6	828.6	784.5	774.4	763.5	754.2	776.0	810.8	747.9
37.5°	969.1	972.7	932.0	880.2	838.8	834.5	828.0	824.0	857.8	905.9	829.0
40°	1051.8	1048.2	991.7	938.5	905.3	905.1	903.1	908.0	964.2	1030.2	933.3
42.5°	1140.5	1129.7	1055.1	1001.0	978.4	985.3	989.3	1009.1	1092.3	1181.1	1060.3
45°	1236.0	1211.9	1120.8	1067.2	1059.5	1074.1	1087.8	1131.0	1243.1	1352.9	1199.5
47.5°	1312.3	1289.0	1188.8	1136.6	1153.4	1175.5	1202.0	1270.2	1411.8	1530.4	1336.9
50°	1372.4	1357.2	1257.4	1217.6	1256.8	1290.8	1334.1	1427.8	1587.5	1703.2	1464.2
52.5°	1430.6	1419.3	1326.6	1300.5	1378.2	1425.2	1484.1	1597.0	1767.6	1873.2	1571.3
55°	1483.2	1475.2	1401.1	1403.9	1521.1	1582.2	1656.3	1789.6	1963.8	2024.7	1661.9
57.5°	1542.5	1532.2	1486.1	1533.6	1704.6	1783.9	1880.3	2006.1	2148.0	2159.5	1730.9
60°	1602.2	1593.3	1580.4	1683.4	1937.7	2021.1	2112.4	2216.0	2334.7	2264.1	1726.9
62.5°	1654.0	1655.0	1677.9	1840.6	2166.0	2262.5	2373.8	2476.2	2503.7	2282.3	1599.2
65°	1741.9	1757.8	1826.0	2063.2	2487.3	2616.4	2753.0	2736.6	2550.5	2112.2	1325.4
67.5°	1846.3	1874.4	2012.6	2359.8	2893.4	3064.8	3117.7	2795.5	2363.3	1717.0	944.8
70°	1835.7	1874.4	2093.1	2581.0	3228.1	3343.1	3182.8	2530.0	1876.6	1121.6	501.8
72.5°	1630.2	1685.4	1929.0	2479.6	3122.7	3112.6	2763.1	1886.1	1115.0	450.4	196.1
75°	1242.4	1298.3	1507.9	1959.0	2468.1	2383.1	1960.6	1041.9	423.1	178.9	123.6
77.5°	714.7	758.0	919.9	1201.4	1565.8	1478.6	1091.3	463.4	206.0	124.6	96.5
80°	399.0	423.1	521.5	609.5	767.3	703.4	488.3	287.9	153.8	90.5	74.5
82.5°	315.5	336.9	421.7	384.5	350.5	323.4	280.5	256.4	122.8	57.1	44.5
85°	275.6	296.0	357.0	302.7	239.4	219.6	227.8	252.3	95.5	34.4	38.0
87.5°	255.4	282.7	318.1	233.3	186.4	165.1	210.2	276.6	30.8	21.4	15.4
90°	0.0	0.0	0.0	0.0	0.0	0.0	0.0	0.0	0.0	0.0	0.0



REPORT NUMBER: P200307

CATALOG NUMBER: GWC-AF-01-LED-E1-SL4-7050-600

CANDELA DISTRIBUTION (continued):

	90°	95°	105°	115°	125°	135°	145°	155°	165°	175°	180°
0°	604.2	604.2	604.2	604.2	604.2	604.2	604.2	604.2	604.2	604.2	604.2
2.5°	596.9	593.7	588.4	583.8	576.5	572.7	568.4	565.4	562.9	560.9	564.2
5°	578.5	572.5	561.3	549.4	535.2	524.1	514.8	506.1	500.0	496.0	498.8
7.5°	561.1	551.2	533.8	512.2	487.9	467.2	450.2	435.3	424.9	418.3	420.9
10°	551.2	538.9	512.0	478.0	442.1	410.0	383.3	360.2	344.2	335.1	336.5
12.5°	548.8	532.8	495.6	448.8	399.8	355.1	317.5	285.5	263.1	251.3	251.7
15°	550.6	530.2	480.2	420.9	359.0	302.5	255.6	216.7	190.6	177.3	177.1
17.5°	553.6	528.1	464.0	390.7	317.5	251.9	199.5	161.5	138.4	127.7	126.9
20°	556.9	524.9	445.8	358.2	274.4	205.0	156.2	126.5	111.9	106.0	105.6
22.5°	561.5	522.1	427.0	323.8	232.1	166.9	128.5	108.5	100.8	97.7	97.3
25°	569.0	520.7	406.9	287.9	194.1	139.6	111.9	99.6	95.1	93.1	92.9
27.5°	581.6	522.7	388.1	253.1	163.1	121.2	102.6	95.1	91.9	90.0	89.8
30°	597.8	529.0	368.3	220.2	139.0	108.7	96.9	92.1	89.4	87.6	87.6
32.5°	624.7	539.5	347.4	191.6	121.8	100.0	92.7	89.4	87.2	85.8	85.6
35°	664.3	559.3	328.0	168.0	109.5	93.7	89.0	86.6	85.0	84.2	84.2
37.5°	722.0	590.7	310.8	151.0	102.0	89.4	85.6	83.8	82.8	82.8	82.8
40°	799.5	634.0	296.9	139.6	97.7	86.4	83.0	81.5	80.9	81.1	81.1
42.5°	895.2	690.2	287.5	131.7	95.7	84.6	81.1	79.9	79.3	79.1	79.3
45°	1004.3	754.2	286.5	125.9	93.7	83.4	79.9	78.7	77.5	76.7	76.7
47.5°	1110.3	819.1	294.8	123.8	91.5	82.0	78.9	77.7	75.9	74.1	74.1
50°	1204.0	874.4	306.0	124.6	90.7	79.9	77.3	76.7	73.9	71.8	71.6
52.5°	1278.5	916.9	315.1	127.1	91.5	78.5	75.3	75.5	72.4	70.2	70.0
55°	1338.2	944.8	312.6	129.5	93.3	77.7	73.5	73.9	71.4	69.2	69.2
57.5°	1364.3	934.5	285.7	127.5	94.7	77.9	72.0	73.7	71.6	69.6	69.6
60°	1308.2	842.8	235.3	118.6	92.9	77.3	71.4	74.5	74.3	72.2	72.0
62.5°	1138.6	678.7	182.5	105.4	86.6	74.3	69.8	74.3	76.5	75.9	75.7
65°	877.6	483.4	139.4	91.3	78.1	69.2	65.6	69.6	72.6	73.5	73.3
67.5°	569.6	296.2	107.4	77.9	68.6	63.3	60.1	61.9	62.5	62.5	62.1
70°	280.1	159.5	85.6	65.6	58.9	57.1	55.2	54.2	53.2	52.4	52.4
72.5°	138.2	104.2	70.4	55.4	50.8	50.0	49.6	48.4	47.6	46.5	46.1
75°	102.2	84.8	59.9	46.7	43.7	42.9	43.7	42.7	42.5	41.7	41.3
77.5°	84.0	72.2	51.6	40.1	37.4	36.0	37.2	37.4	37.6	36.4	36.0
80°	68.2	61.1	43.1	33.2	30.8	29.7	30.6	32.2	32.6	30.8	29.9
82.5°	49.2	50.0	34.8	25.9	23.9	23.1	24.7	26.7	27.1	24.5	23.9
85°	41.3	41.7	26.7	18.4	16.4	15.2	17.8	19.8	21.2	18.6	18.0
87.5°	17.2	24.5	15.4	10.3	9.1	7.9	9.5	10.5	12.7	11.7	11.5
90°	0.0	0.0	0.0	0.0	0.0	0.0	0.0	0.0	0.0	0.0	0.0

(END OF REPORT)